







## Engine Performance Data 1500 Rpm Americas Generators

Eventually, you will agreed discover a extra experience and talent by spending more cash. yet when? attain you assume that you require to get those all needs later than having significantly cash? Why don't you attempt to get something basic in the beginning? That's something that will lead you to comprehend even more just about the globe, experience, some places, behind history, amusement, and a lot more?

It is your utterly own become old to feint reviewing habit. accompanied by guides you could enjoy now is engine performance data 1500 rpm americas generators below.

Evaluating Engine Performance Data and Calculating Engine Efficiency How to use Fuel Trim to identify the cause of a P0171 and P0174 code ~~Running engine Doosan Gas GV180TIC SPEED 1500 RPM~~ 1500 RPM Liver Fitting Engine Performance Curve   Explained (     ) | Engine Performance | Part - 3

Horsepower vs Torque - A Simple Explanation Diesel Engine Rotational Speed (RPM) Data Logger ~~Design of piston step by step procedure MACHINE DESIGN~~ How to solve examples of design of piston Why Do Horsepower And Torque Cross At 5,252 RPM?

How to quickly identify a vacuum leak using fuel trim and waterMAP Sensor Code P0106 caused by a dirty throttle body DataMite Software 2 - Inertia Engine Dyno setup; Dyno Settings

7 Driving Habits That Ruin Your Car and Drain Your Wallet Short Term and Long Term Fuel Trims Explained ~~5 Things You Should Never Do In An Automatic Transmission Vehicle~~ How to locate an open circuit in a wiring harness No Start, Engine Cranks Okay, Troubleshooting With Basic Tools (No Power to Injectors) Secret Engine Killer - LSPI Causes and Prevention ~~De koppeling, hoe werkt het?~~ ENGINE RPM IS CORRECT OR NOT? How Engines Work - (See Through Engine in Slow Motion) - Smarter Every Day 166 10 Reasons Why Engines Lose Power Over Time How to test a knock sensor - GM (low power condition) Misfire Quick Tests (Is it a spark, fuel or compression problem?) 2002 Dodge Truck Will Not Restart When Hot (P0340) ~~Causes of lean condition trouble codes P0171, P0174 GM 5-3L IC Engine Valve Train at 1500 RPM~~ 5 Things You Should Never Do In A Brand New Car When To Shift Gears For The Best Fuel Economy Symptoms of a bad MAF sensor (how to troubleshoot) ~~Engine Performance Data 1500 Rpm~~

Power output curves are based on the engine operating with fuel system, water pump, and lubricating oil pump; not included are battery charging alternator, fan, optional equipment, and driven components. Values from engine control modules and displayed on instrument panels are not absolute. Tolerance varies, but is generally less than

~~Engine Performance Data @ 1500 rpm~~

Engine Performance Data @ 1500 rpm. 10% OVERLOAD CAPACITY PRIME POWER CONTINUOUS POWER. U.S. Gal/ hour. BHP.

## Download File PDF Engine Performance Data 1500 Rpm Americas Generators

Engine Speed: Overload Capacity. RPM. 1500. kWm % kg/kWh: Lb/ BHP-h Liter/ hour kWm: BHP. IMO - NOx requirements of the International Maritime Organization (IMO), MARPOL 73/78 Annex VI, Regulation 13 [505.00 in<sup>3</sup>] [4.49 in]

~~Engine Performance Data @ 1500 rpm~~

Engine Performance Data @ 1500 rpm. 10% OVERLOAD CAPACITY PRIME POWER CONTINUOUS POWER. U.S. Gal/ hour. BHP. Engine Speed: Overload Capacity. RPM. 1500. kWm % kg/kWh: Lb/ BHP-h Liter/ hour kWm: BHP. IMO - NOx requirements of the International Maritime Organization (IMO), MARPOL 73/78 Annex VI, Regulation 13 [660.00 in<sup>3</sup>] [4.92 in]

~~Engine Performance Data @ 1500 rpm~~

Engine Performance Data @ 1500 rpm. 10% OVERLOAD CAPACITY PRIME POWER CONTINUOUS POWER. U.S. Gal/ hour. BHP. Engine Speed. Overload Capacity. RPM. 1500: kWm % kg/kWh. Lb/ BHP-h Liter/ hour: kWm BHP: IMO - NOx requirements of the International Maritime Organization (IMO), MARPOL 73/78 Annex VI, Regulation 13 [505.00 in<sup>3</sup>] [4.49 in]

~~Engine Performance Data @ 1500 rpm~~

Hg), air temperature 25°C (77°F), and 30% relative humidity. The fuel consumption data is based on No. 2 diesel fuel weight at 0.85 kg/liter (7.001 lb/U.S. gal). Power output curves are based on the engine operating with fuel system, water pump, and lubricating oil pump; not included are battery

~~Engine Performance Data @ 1500 RPM~~

Engine Performance Data @ 1500 rpm. 10% OVERLOAD CAPACITY PRIME POWER CONTINUOUS POWER. BHP. Engine Speed: Overload Capacity. RPM. 1500. kWm: CUMMINS INC. Charleston, SC 29405. Marine Performance Curves % kg/kWh. Lb/ BHP-h Liter/ hour: kWm BHP: U.S. Gal/ hour. CERTIFIED: This marine diesel engine complies with or is certified to the: [359.00 in<sup>3</sup>]

~~Engine Performance Data @ 1500 rpm~~

Engine Performance Data @ 1500 RPM. KTA38-D(M1) M-6380. Engine Configuration: D233038MX02. CERTIFIED: This marine diesel engine complies with or is certified to the: IMO - NOx requirements of the International Maritime Organization (IMO), MARPOL 73/78 Annex VI, Regulation 13. Overload Capacity. Prime Power. Continuous Power; 0 . 50 . 100 . 150 ...

~~Engine Performance Data @ 1500 RPM~~

The engine may be operated at: 1800 RPM up to 3280ft. (1000 m) and 104oF (40oC) without power deration. 1500 RPM up to 3280ft. (1000 m) and 104oF (40oC) without power deration. For sustained operation above these conditions, derate by 1.3% per 328ft.

~~Engine Performance Data @ 1500 rpm Power Suite~~

## Download File PDF Engine Performance Data 1500 Rpm Americas Generators

1500 RPM Data shown above represent gross engine performance capabilities obtained and corrected in accordance with ISO-3046 conditions of 100 kPa (29.53 in Hg) barometric pressure [110 m (361 ft) altitude], 25 °C (77 °F) air inlet temperature, and relative humidity of 30% with No. 2 diesel or a fuel corresponding to ASTM D2.

### ~~Engine Performance Data @ 1500 RPM~~

Engine Performance Data @ 1500 RPM Displacement : 8.8 litre (543in3) Bore : 114 mm (4.49 in.) Stroke : 145 mm (5.69 in.) No. of Cylinders : 6 Aspiration : Turbocharged and Charge Air Cooled Cummins Inc. Columbus, Indiana 47201 Engine Data Sheet Curve Number: FR-91545 Basic Engine Model: QSL9-G5 Engine Critical Parts List:

### ~~Engine Performance Data @ 1500 RPM~~

Engine Performance Data @ 1500 RPM These guidelines have been formulated to ensure proper application of generator drive engines in A.C. generator set installations. Generator drive engines are not designed for and shall not be used in variable speed D.C. generator set applications.

### ~~Engine Performance Data @ 1500 RPM~~

1500 rpm litre/hour OUTPUT POWER FUEL CONSUMPTION %kWm hp kg/ kWm·h lb/ hp·h litre/ hour US gal/ hour STANDBY POWER 100 242 324 0.206 0.339 59 15.5 PRIME POWER 100 208 279 0.206 0.339 50 13.3 75 156 209 0.219 0.360 40 10.6 50 104 140 0.242 0.398 30 7.8 25 52 70 0.245 0.404 15 4.0 CONTINUOUS POWER 100 164 220 0.216 0.355 42 11.0 Engine Performance Data @ 1800 rpm

### ~~Engine Performance Data @ 1500 rpm — Aaron Equipment~~

Engine Performance Data @ 1500 RPM Engine Performance Data @ 1800 RPM 1800 RPM 1500 RPM Not Available at 1500 RPM Not Available at 1500 RPM Data shown above represent gross engine performance capabilities obtained and corrected in accordance with ISO-3046 conditions of 100 kPa (29.53 in Hg)

### ~~Engine Performance Data @ 1500 RPM~~

Engine Performance Data @ 1800 rpm 0.0 20.0 40.0 60.0 80.0 100.0 120.0 0 500 1000 1500 2000 2500 Gross Engine Output - hp 1800 rpm US gallons/hour Engine Performance Data @ 1500 rpm OUTPUT POWER FUEL CONSUMPTION %kWm hp kg/ kWm·h lb/ hp·h litre/ hour US gal/ hour STANDBY POWER 100 1401 1878 0.217 0.356 357 94.2 PRIME POWER 100 1210 1622 0.220 ...

### ~~Engine Performance Data @ 1500 rpm~~

Engine Performance Data @ 1500 RPM Engine Performance Data @ 1800 RPM OUTPUT POWER FUEL CONSUMPTION % kWm BHP kg/ kWm·h lb/ BHP·h liter/ hour U.S. Gal/ hour STANDBY POWER 100 563 755 0.210 0.345 138.8 36.7 PRIME POWER 100

# Download File PDF Engine Performance Data 1500 Rpm Americas Generators

507 680 0.196 0.323 117.0 31.0 75 380 510 0.199 0.328 89.3 23.6

~~PRELIMINARY □□ Engine Performance Data @ 1500 RPM~~

November 6, 2020 , Auburn Hills, Mich. - Mopar is unleashing the most powerful production muscle-car engine ever available to builders and enthusiasts with the launch of its newest crate engine – the 807-horsepower Hellcrate Redeye 6.2-liter Supercharged HEMI® V-8 engine. “With the addition of this new supercharged HEMI, Mopar now offers five HEMI crate engines with a range of 375 to ...

~~FCA US Media – Mopar Unleashes the New 807-horsepower ...~~

ASE identifies engine performance as an individual service area. The engine performance service area involves the components listed below. The ignition system -Components that ignite the fuel and air mixture at the proper time to create maximum power and minimum emissions.

~~ASE A8 Practice Test (Updated 2020)~~

The Quality Of Our High Performance Engines Are Second To None! We Build, Test, And Tune All Our Engines Start To Finish! Thank you for taking the time to look at our engine products. Each build is hand assembled one at a time. All engines are custom built to order to assure that your crate engine will arrive just the way you need it.

~~Crate Engines | Performance Unlimited~~

The GM after-market has changed dramatically in the last 15 years - growing from the LT1 engine back in the early 90's to now new and approved LT1 in 2014. RPM Motorsports has been there every step of the way. And with a totally new generation of GM performance just around the corner, RPM Motorsports is primed for another 15 years of success!

~~RPM Motorsports – High Performance Auto Parts & Dyno Tuning~~

Pulses/Sample and (3) the actual RPM of the engine Typically, set the sample rate to 100 Samples/Second and use the Pulses/Sample setting to setup for the RPM range your engine typically runs. For 8 cyl engines, if your maximum RPM is less than 4500, set the Pulses/Sample to 2. If your max RPM is 4500 or higher, set it to 4.

Copyright code : 419b710542ba778b2fdb0f00bfb450d6